

# Janajyoti Multiple Campus

**Lalbandi, Sarlahi**  
(Estd. 2057 BS)

**Accredited by University Grants Commission (UGC), Nepal, (2022)**



## Annual Report 2080

F/Y 2079/080 B.S.

Published Date: 6<sup>th</sup> Mangsir, 2080

# Janajyoti Multiple Campus

Lalbandi, Sarlahi

(Estd. 2057 BS)

*Accredited by University Grants Commission (UGC), Nepal, (2022)*

## Annual Report 2080

F/Y 2079/080 B.S.

*Published Date: 6th Mangsir, 2080*



## Janajyoti Multiple Campus

Lalbandi, Sarlahi

Ph: + 977-046-501550/501436, 9854043333

e-mail: [jmc.lalbandi@gmail.com](mailto:jmc.lalbandi@gmail.com)

website: [www.jjmc.edu.np](http://www.jjmc.edu.np)

## **Report preparation team**

1. Umesh Timalina
2. Dharmendra Adhikari
3. Baburam Dahal
4. Ramesh Bhattarai
5. Shiva Hari Nepal
6. Sushant Ghimire
7. Ganesh Bahadur Karki

Date of report endorsement by Campus Management Committee:

5<sup>th</sup> Mangsir, 2080



## Executive Summary

---

Janajyoti Multiple Campus, a community campus situated in Lalbandi 9 Sarlahi, Madhesh Province, was established in 2057 BS, by the efforts of social workers, academicians and the community. It is exclusively a service oriented community campus run in rural area mostly inhabited by farmers, aborigines and tribes. The Campus does not have any alternative source except the students' fees though Lalbandi Municipality has donated for campus buses and has been annually offering some fixed amount of money to it. In these sorts of unfavorable situations of the campus, UGC's grants in different times have worked a lot in strengthening the infrastructures of the campus. We are very much obliged to UGC for its assistance. We are thankful for being accredited with certification by UGC Nepal in 2022.

The Annual Report -2080 that we are presenting to UGC includes the academic, economic and physical progress for quality. We are committed to lead the campus for excellence in teaching, learning and research. The Annual Report has been prepared thoroughly analyzing its historical background, present day needs and problems in order to increase the access of the disadvantaged class to higher education, minimize gender discriminations and provide quality education. It is the reality because it reflects the mirror of the past, the reality of the present and destination of the future. We are confident of the fact that it will help to lead the programs of this campus ahead in a planned way.

The members of the task group who helped directly in preparing this report deserve lots of thanks. Their sincerity, untiring efforts and devotion has brought this plan in this form. Our sincere thanks go to lecturers and office assistants of their respective fields. We express our thankfulness to the members, stakeholders' forum taking them in our high esteem.

In order to enhance the progress of the campus there must be active interactions between teachers and students and their parents are conducted periodically. Interactions between teachers and students and their parents bring a harmonious relation among them to create congenial teaching learning environment in the campus. According to the need of era, teachers are provided basic IT trainings and IT devices for IT supported teaching learning activities. The classrooms have been facilitated with IT tools. IQAC, ECA sub-committee, EMIS, Placement Cell, PIC, SQC are active in establishing institutional system and quality. These efforts are expected to facilitate in teaching learning activities. Teachers are encouraged for research and JJMC published 'Janajyoti Journal- 2022' including research based peer-reviewed articles by the support of scholars and RMC. We also expect valuable suggestion from the members of the Campus Assembly, civic society, political parties, local government, academicians, and along with all concerned who have helped this campus by heart and soul to bring it to the present condition and for the successful execution of its plan. At the same time, we are optimistic about getting more cooperation of UGC as well as other concerned agencies in the plans and their successful execution.

*Campus Chief*  
*JJMC*

# Table of Contents

<b>Contents</b>	<b>P. No.</b>
- Background .....	1
- Vision, Mission, Goals and Objectives .....	2
- Core Values and Norms .....	3
- Academic Progress .....	4
- Enrolment Trend Analysis of the Last Three Years (Program Wise / Level Wise) Disaggregated by Female and Educationally Disadvantaged Students .....	4
• Pass Rate Trend Analysis of the Last Three Years (Program Wise / Level Wise) Disaggregated by Female and Educationally Disadvantaged Students .....	7
• Graduate Trend Analysis of the Last Three Years (Program Wise/ Level Wise) Disaggregated by Female and Educationally Disadvantaged Students .....	10
• Programs .....	10
• Educational Pedagogy .....	11
- Physical Progress .....	12
- Infrastructural Development .....	12
• Educational Aids .....	13
• Educational Equipments (ICT, Lab Equipments) .....	13
• Books/Journals/Refernce Materials .....	13
• Furniture .....	13
- Financial Progress .....	14
• Analysis of Financial Resources / Income of the Last Three Years .....	14
• Fee Structure of Different levels .....	14
• Expenditures Analysis of the Last Three Years .....	14
• Recurrent Expenses .....	14
• Capital Expenditures .....	15
• Audit Observations / Issues and Steps Taken to Mitigate the Issues Raised by Audit Observations in the Last Fiscal Year .....	15
- Social Progress .....	16
• Campus's Involvements in Social Activities .....	16
• Society's Contributions for Campus .....	16
• Plan for Campus's Contribution to Society .....	16
• Plan for Increased Involvement of Society in the Campus .....	16
- Issues and Challenges .....	17
• Short Term .....	17
• Long Term .....	17
• Mitigation Measures Taken to Address the Issues and Meet the Challenges .....	18
• Plan for Addressing the Issues and Challenges .....	18
- Annual Work Plan and Budget of the Current Fiscal Year 2079/080 .....	19
- Projected Annual Work Plan (as per the Strategic Plan) .....	20
- Projected Annual Work Plan and Budget of the Five Fiscal Years (as per the Strategic Plan) .....	21

# Background

---

Janajyoti Multiple Campus situated at Lalbandi, in Sarlahi, Madhesh Province, was established on 6<sup>th</sup> Mangsir, 2057 with 116 students under the affiliation of TU. During its initial phase, it started its programs with two fulltime and four part time teachers, and one office assistant and a peon. Lalbandi is suburb which is facilitated with modern prerequisites of transportation, communication, health education and other several facilities. The locals of this community seem to be committed to community education to respond to the challenges of improving education in local and national level. They have firm belief that individuals enhance their lives and communities through community education which provides opportunities for learning and collaboration among the citizens to face the challenges of their society.

In the earlier days of its establishment, the academic assembly members, stakeholders and other community members donated money to purchase the land and build the basic infrastructure to conduct the classes in its own building since 2060 BS. As per the plan, BBS classes were commenced on 2060 and B.Ed. one year in 2060. Likewise, BA 3 year in 2064, MEd in Nepali in 2065, MEd in Population Education and EPM in 2066 were commenced. To meet the demand of modern technical education, BICTE was introduced in 2069 BS. It got the affiliation for MBS in 2070. Thereafter, the aforementioned courses and classes are being conducted smoothly facing ups and downs and challenges.

At present, this campus is running six programs under three streams: Education, Management and Humanities. BEd 4 year, BBS 4 year and BA 4 year in Humanities and Social Science, BEd one year, MEd programs in Education, MBS in Management. There are 24 teaching staff, 5 administrative staff and 8 helping staff to provide the required help for all enrolled 1118 students.

By the support of donors (Academic Assembly Members) and resources, the Campus has been able to own 1-0-0 land area of land on which an H-shaped three-storey building has been constructed. By the grant of UGC, the second floor of the Campus is constructed. It holds library with two restrooms for boys and girls and e-library. Likewise, the construction of meeting hall and parking shed and the upgrading of Volleyball court, TT court, Basketball court and Canteen are completed under the second phase of HERP.

JJMC is a leading community campus, in the mid-Terai. It is selected by the UGC as one of the ten community campuses for Scheme B and HERP second phase of UGC. These grants certainly encouraged our confidence in providing excellent quality education. This confidence is reflected on our slogan-“Affordable Quality Education, Our Dedication” and our products are spread over not only in the local markets but also in the national markets. We have also realized that constant monitoring; evaluation and vigilance must be internalized for sustainable excellence and quality of our programs and services. JJMC has also endeavoured for wider physical, academic, economic reforms for quality education. JJMC also participated and was selected by UGC for NEHEP. It has been accredited with certification by UGC Nepal in 2022.

# Vision, Mission, Goals and Objectives

---

## Vision

- To be a premier, innovative, research based educational hub.

## Mission

- To offer technical, affordable and quality educational programs that respond to the contemporary needs through excellence in education and research.

## Goals

- To produce, advanced, skilled and qualified graduates as well as to promote the activities of self-employment and entrepreneurship.
- To establish as one of the leading academic institutions in the mid-terai region.
- To create and strengthen innovative, techno-friendly and research based educational environments for academic excellence.
- To maintain financial sustainability.
- To contribute in maintaining inclusion and gender equality through empowerment of women, ethnic, minority and dalits.
- To prepare the students to actively contribute to the mitigation of climate change and global warming.

## Objectives

1. To develop the quality of education increasing the pass percentage and reducing the drop-out rates.
2. To facilitate in running various programs for self-employment and entrepreneurship.
3. To establish more harmonious and stronger relationship between the campus and the stake-holders.
4. To make academic, administrative, economic and managerial functions more up-to-date and transparent.
5. To increase the educational quality of feeder schools and campuses.
6. To set up an educational research centre.
7. To promote technical and skill-based education according to the need and demand of modern era.
8. To make the Campus self-dependent by increasing sources of income.
9. To develop physical facilities.
10. To enhance health and environmental awareness, and increase students' participation on waste management, plantation and sanitation to mitigate climate change.
11. To conduct the gender equality and women empowerment activities.
12. To amend the existing plans and polices.

## **Core Values and Norms**

1. Service oriented academic institution.
2. Economic sustainability and transparency.
3. Abiding by the existing laws and rules of the country and the statute and code of conduct of this Campus.
4. Personal and institutional responsibility and accountability.
5. Diversity of thoughts, culture and ethnicity.
6. Innovation and continuous improvement.
7. Student empowerment and success.
8. Creativity and intellectual freedom.
9. Civic involvement, collective effort and dedication to team work.



# Academic Progress

JJMC aims to be a premier, innovative, research based education hub, offering technical, affordable and quality educational programs that respond to the contemporary needs through excellence in education and research. JJMC has tried its best to appoint qualified, experienced teachers for effective teaching learning activities. It has endeavoured in preparing self-reliant, self-confident and self-disciplined students stressing value education, programs of social responsibility, counseling and career guidance, self-employment training and other extracurricular activities.

Two ways are followed in admitting new students. First, admission of the students who passed entrance exams designed and conducted by TU. These entrance tests are mostly adopted for semester based studies, MBS, MEd and BICTE. Second, the entrance test is conducted by the campus for BA, BBS, BEd level students. These practices have played major role in admission of merit based students and strengthening quality education.

The students enrolled for last three years are presented in tables below:

## Enrolment Trend Analysis of the Last Three Years (Program Wise/Level Wise) Disaggregated by Female and Educationally Disadvantaged Students

Table No.1

### Student Enrollment in 1<sup>st</sup> Year/ 1<sup>st</sup> Semester

Level	Program	2078/2079					2079/2080					2080/2081				
		1st year/ 1st Semester					1st year/ 1st Semester					1st year/ 1st Semester				
		Total	Fem.	EDJ*	Mad*	Dalit*	Total	Fem.	EDJ*	Mad*	Dalit*	Total	Fem.	EDJ*	Mad*	Dalit*
Bachelors	B.A	0	0	0	0	0	0	0	0	0	0	0	0	0	0	0
	B.B.S	217	135	57	73	9	202	119	50	68	7	62	36	16	30	2
	B.Ed.	63	54	26	12	6	79	61	26	22	13	9	7	4	4	0
	B.Ed. ICTE	12	7	0	9	0	23	5	3	10	0	17	7	9	3	1
<b>Total</b>		<b>292</b>	<b>196</b>	<b>83</b>	<b>94</b>	<b>15</b>	<b>304</b>	<b>185</b>	<b>79</b>	<b>100</b>	<b>20</b>	<b>88</b>	<b>50</b>	<b>29</b>	<b>37</b>	<b>3</b>
Master's	M.Ed.						30	13	4	11	0	E.F.O.	E.F.O.	E.F.O.	E.F.O.	E.F.O.
	MBS						94	47	20	16	3	E.F.O.	E.F.O.	E.F.O.	E.F.O.	E.F.O.
<b>Total</b>		<b>0</b>	<b>0</b>	<b>0</b>	<b>0</b>	<b>0</b>	<b>124</b>	<b>60</b>	<b>24</b>	<b>27</b>	<b>3</b>	<b>0</b>	<b>0</b>	<b>0</b>	<b>0</b>	<b>0</b>
<b>G.Total</b>		<b>292</b>	<b>196</b>	<b>83</b>	<b>94</b>	<b>15</b>	<b>428</b>	<b>245</b>	<b>103</b>	<b>127</b>	<b>23</b>	<b>88</b>	<b>50</b>	<b>29</b>	<b>37</b>	<b>3</b>

Source: JJMC EMIS -2080

Table No. 2

### Student Enrollment in 2<sup>nd</sup> Year/2<sup>nd</sup> Semester

Level	Program	2078/2079					2079/2080					2080/2081				
		2nd year/ 2nd Sem					2nd year/ 2nd Sem					2nd year(new&old)/ 2nd Sem				
		Total	Fem.	EDJ*	Mad*	Dalit*	Total	Fem.	EDJ*	Mad*	Dalit*	Total	Fem.	EDJ*	Mad*	Dalit*
Bachelors	B.A	0	0	0	0	0	0	0	0	0	0	0	0	0	0	0
	B.B.S	189	125	48	66	9	195	125	53	65	9	330	200	83	130	17
	B.Ed.	52	42	23	9	4	52	42	22	10	4	113	88	38	34	16
	B.Ed. ICTE	17	7	1	4	1	17	10	3	10	0	14	3	5	3	0
Total		258	174	72	79	14	264	177	78	85	13	457	291	126	167	33
Master's	M.Ed.	11	9	3	1	1						29	13	4	11	0
	MBS	58	32	5	7	1						98	48	16	16	3
Total		69	41	8	8	2	0	0	0	0	0	127	61	20	27	3
G.Total		327	215	80	87	16	264	177	78	85	13	584	352	146	194	36

Source: JJMC EMIS -2080

Table No. 3

### Student Enrollment in 3<sup>rd</sup> Year/3<sup>rd</sup> Semester

Level	Program	2078/2079					2079/2080					2080/2081				
		3rd year /3rd sem					3rd year /3rd sem					3rd year /3rd sem				
		Total	Fem.	EDJ*	Mad*	Dalit*	Total	Fem.	EDJ*	Mad*	Dalit*	Total	Fem.	EDJ*	Mad*	Dalit*
Bachelors	B.A	5	2	1	0	1	0	0	0	0	0					
	B.B.S	176	99	59	51	6	156	87	51	44	6	142	96	38	49	4
	B.Ed.	74	60	25	21	5	63	51	20	19	5	26	19	10	4	3
	B.Ed. ICTE	16	7	1	4	0	13	5	1	3	1					
Total		271	168	86	76	12	232	143	72	66	12	168	115	48	53	7
Master's	M.Ed.	11	4	1	3	1	11	9	3	1	1	9	8	4	1	1
	MBS	20	12	2	2	0	58	32	5	7	1					
Total		31	16	3	5	1	69	41	8	8	2	9	8	4	1	1
G.Total		302	184	89	81	13	301	184	80	74	14	177	123	52	54	8

Source: JJMC EMIS -2080

Table No.4

### Student Enrollment in 4<sup>th</sup> Year/4<sup>th</sup> Semester

Level	Program	2078/2079					2079/2080					2080/2081				
		4th year/4th sem					4th year/4th sem					4th year/4th sem				
		Total	Fem.	EDJ*	Mad*	Dalit*	Total	Fem.	EDJ*	Mad*	Dalit*	Total	Fem.	EDJ*	Mad*	Dalit*
Bachelors	B.B.S	108	71	34	30	4	101	66	31	28	4	134	78	46	36	6
	B.Ed.	34	26	13	4	3	29	22	11	3	3	50	42	15	17	2
	B.Ed. ICTE	20	3	8	6	0										
Total		162	100	55	40	7	130	88	42	31	7	184	120	61	53	8
Master's	M.Ed.	11	4	1	3	1										
	MBS	20	12	2	2	0						51	28	4	5	1
Total		31	16	3	5	1	0	0	0	0	0	51	28	4	5	1
G.Total		193	116	58	45	8	130	88	42	31	7	235	148	65	58	9

Source: JJMC EMIS -2080

Table No.5

### Student Enrollment in 5<sup>th</sup>, 6<sup>th</sup>, 7<sup>th</sup> and 8<sup>th</sup> Semester

Level	Program	2078/079					2079/080					2080/081				
		5th Sem					5th Sem					5th Sem				
		Total	Fem.	EDJ*	Mad*	Dalit*	Total	Fem.	EDJ*	Mad*	Dalit*	Total	Fem.	EDJ*	Mad*	Dalit*
Bachelors	B.Ed. ICTE	7	2	3	3	0	16	2	8	5	0	12	5	0	3	1
<b>Total</b>		<b>7</b>	<b>2</b>	<b>3</b>	<b>3</b>	<b>0</b>	<b>16</b>	<b>2</b>	<b>8</b>	<b>5</b>	<b>0</b>	<b>12</b>	<b>5</b>	<b>0</b>	<b>3</b>	<b>1</b>

Level	Program	2078/079					2079/080					2080/081				
		6th Sem					6th Sem					6th Sem				
		Total	Fem.	EDJ*	Mad*	Dalit*	Total	Fem.	EDJ*	Mad*	Dalit*	Total	Fem.	EDJ*	Mad*	Dalit*
Bachelors	B.Ed. ICTE	7	2	3	3	0	7	2	3	3	0					
<b>Total</b>		<b>7</b>	<b>2</b>	<b>3</b>	<b>3</b>	<b>0</b>	<b>7</b>	<b>2</b>	<b>3</b>	<b>3</b>	<b>0</b>					

Level	Program	2078/2079					2079/2080					2080/081				
		7th					7th					7th				
		Total	Fem.	EDJ*	Mad*	Dalit*	Total	Fem.	EDJ*	Mad*	Dalit*	Total	Fem.	EDJ*	Mad*	Dalit*
Bachelors	B.Ed. ICTE	6	1	3	2	0	7	2	3	3	0	16	2	8	5	0
<b>Total</b>		<b>6</b>	<b>1</b>	<b>3</b>	<b>2</b>	<b>0</b>	<b>7</b>	<b>2</b>	<b>3</b>	<b>3</b>	<b>0</b>	<b>16</b>	<b>2</b>	<b>8</b>	<b>5</b>	<b>0</b>

Level	Program	2078/2079					2079/2080					2080/2081				
		8th					8th					8th				
		Total	Fem.	EDJ*	Mad*	Dalit*	Total	Fem.	EDJ*	Mad*	Dalit*	Total	Fem.	EDJ*	Mad*	Dalit*
Bachelors	B.Ed. ICTE	4	1	0	1	0	4	1	0	1	0	7	2	3	3	0
<b>Total</b>		<b>4</b>	<b>1</b>	<b>0</b>	<b>3</b>	<b>0</b>	<b>4</b>	<b>1</b>	<b>0</b>	<b>3</b>	<b>0</b>	<b>7</b>	<b>2</b>	<b>3</b>	<b>3</b>	<b>0</b>

*Source: JJMC EMIS -2080*

The tables above show the enrollment of the students in different levels, programs and years. The enrollment of the students in management faculty seems to be increasing, whereas the enrollment in education faculty is decreasing. There is significant participation of female students in each faculty. The enrollment trend of EDJ is increasing. Overall, the students' enrollment is in fluctuation. Likewise, the dropout rate of the students is between 16% to 19%.

# Pass Rate Trend Analysis of the Last Three Years Program Wise/Level Wise

Table No.6

## Final Exam Pass in 1<sup>st</sup> Year / 1<sup>st</sup> Semester

Level	Program	2077/2078						2078/2079						2079/2080					
		1st year/ 1st Semester			1st year/ 1st Semester			1st year/ 1st Semester			1st year/ 1st Semester			1st year/ 1st Semester			1st year/ 1st Semester		
		Total	T.Pass	Fem.	EDJ*	Mad*	Dalit*	Total	T.Pass	Fem.	EDJ*	Mad*	Dalit*	Total	T.Pass	Fem.	EDJ*	Mad*	Dalit*
Bachelors	B.A	0	0	0	0	0	0	0	0	0	0	0	0	0	0	0	0	0	0
	B.B.S	191	31	20	7	9	0	N.R.P	N.R.P	N.R.P	N.R.P	N.R.P	170	N.R.P	N.R.P	N.R.P	N.R.P	N.R.P	N.R.P
	B.Ed.	52	1	1	0	0	0	N.R.P	N.R.P	N.R.P	N.R.P	N.R.P	54	N.R.P	N.R.P	N.R.P	N.R.P	N.R.P	N.R.P
	B.Ed. ICTE	17	13	5	1	3	1	17	14	8	2	9	0	14	N.R.P	N.R.P	N.R.P	N.R.P	N.R.P
<b>Total</b>	<b>260</b>	<b>45</b>	<b>26</b>	<b>8</b>	<b>12</b>	<b>1</b>	<b>236</b>	<b>14</b>	<b>8</b>	<b>2</b>	<b>9</b>	<b>0</b>	<b>238</b>	<b>0</b>	<b>0</b>	<b>0</b>	<b>0</b>	<b>0</b>	<b>0</b>
Master's	M.Ed.	12	1	1	0	1	0	N.R.P	N.R.P	N.R.P	N.R.P	N.R.P	E.F.O	E.F.O	E.F.O	E.F.O	E.F.O	E.F.O	E.F.O
	MBS	57	46	23	3	6	0	N.R.P	N.R.P	N.R.P	N.R.P	N.R.P	E.F.O	E.F.O	E.F.O	E.F.O	E.F.O	E.F.O	E.F.O
<b>Total</b>		<b>69</b>	<b>47</b>	<b>24</b>	<b>3</b>	<b>7</b>	<b>130</b>	<b>0</b>	<b>0</b>	<b>0</b>	<b>0</b>	<b>0</b>	<b>0</b>	<b>0</b>	<b>0</b>	<b>0</b>	<b>0</b>	<b>0</b>	<b>0</b>
<b>G.Total</b>		<b>329</b>	<b>92</b>	<b>50</b>	<b>11</b>	<b>19</b>	<b>366</b>	<b>14</b>	<b>8</b>	<b>2</b>	<b>9</b>	<b>0</b>	<b>238</b>	<b>0</b>	<b>0</b>	<b>0</b>	<b>0</b>	<b>0</b>	<b>0</b>

Source: JJMC EMIS -2080

Table No.7

## Final Exam Pass in 2<sup>nd</sup> Year / 2<sup>nd</sup> Semester

Level	Program	2077/2078						2078/2079						2079/2080					
		2nd year / 2nd Semester			2nd year / 2nd Semester			2nd year / 2nd Semester			2nd year / 2nd Semester			2nd year / 2nd Semester			2nd year / 2nd Semester		
		Total	T.Pass	Fem.	EDJ*	Mad*	Dalit*	Total	T.Pass	Fem.	EDJ*	Mad*	Dalit*	Total	T.Pass	Fem.	EDJ*	Mad*	Dalit*
Bachelors	B.A	4	0	0	0	0	0												
	B.B.S	153	26	8	6	5	0	N.R.P	N.R.P	N.R.P	N.R.P	N.R.P	E.F.N.O	E.F.N.O	E.F.N.O	E.F.N.O	E.F.N.O	E.F.N.O	E.F.N.O
	B.Ed.	59	6	5	1	3	0	N.R.P	N.R.P	N.R.P	N.R.P	N.R.P	E.F.N.O	E.F.N.O	E.F.N.O	E.F.N.O	E.F.N.O	E.F.N.O	E.F.N.O
	B.Ed. ICTE	13	5	2	1	1	0	16	13	6	2	8	0	E.F.N.O	E.F.N.O	E.F.N.O	E.F.N.O	E.F.N.O	E.F.N.O
<b>Total</b>	<b>229</b>	<b>37</b>	<b>15</b>	<b>8</b>	<b>9</b>	<b>0</b>	<b>184</b>	<b>13</b>	<b>6</b>	<b>2</b>	<b>8</b>	<b>0</b>	<b>0</b>	<b>0</b>	<b>0</b>	<b>0</b>	<b>0</b>	<b>0</b>	<b>0</b>
Master's	M.Ed.	11	3	1	0	1	0	9	3	3	1	1	0	E.F.N.O	E.F.N.O	E.F.N.O	E.F.N.O	E.F.N.O	E.F.N.O
	MBS	20	13	9	1	1	0	55	47	25	2	6	1	E.F.N.O	E.F.N.O	E.F.N.O	E.F.N.O	E.F.N.O	E.F.N.O
<b>Total</b>		<b>31</b>	<b>16</b>	<b>10</b>	<b>1</b>	<b>2</b>	<b>64</b>	<b>50</b>	<b>28</b>	<b>3</b>	<b>7</b>	<b>1</b>	<b>0</b>	<b>0</b>	<b>0</b>	<b>0</b>	<b>0</b>	<b>0</b>	<b>0</b>
<b>G.Total</b>		<b>260</b>	<b>53</b>	<b>25</b>	<b>9</b>	<b>11</b>	<b>248</b>	<b>63</b>	<b>34</b>	<b>5</b>	<b>15</b>	<b>1</b>	<b>0</b>	<b>0</b>	<b>0</b>	<b>0</b>	<b>0</b>	<b>0</b>	<b>0</b>

Source: JJMC EMIS- 208

Table No. 8

### Final Exam Pass in 3<sup>rd</sup> Year/3<sup>rd</sup> Semester

Level	Program	3rd year/ 3rd Semester					3rd year/ 3rd Semester					3rd year/ 3rd Semester							
		Total	T.Pass	Fem.	EDJ*	Mad*	Dalit*	Total	T.Pass	Fem.	EDJ*	Mad*	Dalit*	Total	T.Pass	Fem.	EDJ*	Mad*	Dalit*
Bachelors	B.A	9	5	1	1	1	0	3	N.R.P.	N.R.P.	N.R.P.	N.R.P.	N.R.P.						
	B.B.S	101	99	66	31	28	4	134	N.R.P.	N.R.P.	N.R.P.	N.R.P.	N.R.P.	E.F.N.O	E.F.N.O	E.F.N.O	E.F.N.O	E.F.N.O	E.F.N.O
	B.Ed.	29	10	7	2	2	1	50	N.R.P.	N.R.P.	N.R.P.	N.R.P.	N.R.P.	E.F.N.O	E.F.N.O	E.F.N.O	E.F.N.O	E.F.N.O	E.F.N.O
	B.Ed. ICTE	16	14	0	6	4	0	12	8	5	1	1	0	16	N.R.P	N.R.P	N.R.P	N.R.P	N.R.P
<b>Total</b>		<b>155</b>	<b>128</b>	<b>74</b>	<b>40</b>	<b>35</b>	<b>5</b>	<b>199</b>	<b>8</b>	<b>5</b>	<b>1</b>	<b>1</b>	<b>16</b>						
Master's	M.Ed.	23	7	1	0	2	1	8	N.R.P.	N.R.P.	N.R.P.	N.R.P.	N.R.P.	E.F.N.O	E.F.N.O	E.F.N.O	E.F.N.O	E.F.N.O	E.F.N.O
	MBS	22	22	12	2	3	0	51	N.R.P.	N.R.P.	N.R.P.	N.R.P.	N.R.P.	E.F.N.O	E.F.N.O	E.F.N.O	E.F.N.O	E.F.N.O	E.F.N.O
<b>Total</b>		<b>45</b>	<b>29</b>	<b>13</b>	<b>2</b>	<b>5</b>	<b>1</b>	<b>59</b>	<b>0</b>	<b>0</b>	<b>0</b>	<b>0</b>	<b>0</b>	<b>0</b>	<b>0</b>	<b>0</b>	<b>0</b>	<b>0</b>	<b>0</b>
<b>G.Total</b>		<b>200</b>	<b>157</b>	<b>87</b>	<b>42</b>	<b>40</b>	<b>6</b>	<b>258</b>	<b>8</b>	<b>5</b>	<b>1</b>	<b>1</b>	<b>16</b>	<b>0</b>	<b>0</b>	<b>0</b>	<b>0</b>	<b>0</b>	<b>0</b>

Source: JJMC EMIS -2080

Table No.9

### Final Exam pass in 4<sup>th</sup> Year / 4<sup>th</sup> Semester

Level	Program	2077/2078					2078/2079					2079/2080							
		Total	T.Pass	Fem.	EDJ*	Mad*	Dalit*	Total	T.Pass	Fem.	EDJ*	Mad*	Dalit*	Total	T.Pass	Fem.	EDJ*	Mad*	Dalit*
Bachelors	B.B.S	88	58	43	13	10	2	93	15	6	3	5	0	E.F.N.O.	E.F.N.O.	E.F.N.O.	E.F.N.O.	E.F.N.O.	E.F.N.O.
	B.Ed.	30	27	26	5	2	3	25	2	1	1	0	0	E.F.N.O.	E.F.N.O.	E.F.N.O.	E.F.N.O.	E.F.N.O.	E.F.N.O.
	B.Ed. ICTE	8	6	1	3	2	0	16	8	3	4	3	0	12	N.R.P.	N.R.P.	N.R.P.	N.R.P.	N.R.P.
	<b>Total</b>	<b>118</b>	<b>85</b>	<b>69</b>	<b>18</b>	<b>12</b>	<b>5</b>	<b>118</b>	<b>17</b>	<b>7</b>	<b>4</b>	<b>5</b>	<b>0</b>	<b>12</b>					
Master's	M.Ed.	22	15	5	2	3	1	11	0	0	0	0	0	E.F.N.O	E.F.N.O	E.F.N.O	E.F.N.O	E.F.N.O	E.F.N.O
	MBS	17	17	3	8	1	0	22	19	12	1	2	0	E.F.N.O	E.F.N.O	E.F.N.O	E.F.N.O	E.F.N.O	E.F.N.O
<b>Total</b>		<b>39</b>	<b>32</b>	<b>8</b>	<b>10</b>	<b>4</b>	<b>1</b>	<b>33</b>	<b>19</b>	<b>12</b>	<b>1</b>	<b>2</b>	<b>0</b>	<b>0</b>	<b>0</b>	<b>0</b>	<b>0</b>	<b>0</b>	<b>0</b>
<b>G.Total</b>		<b>157</b>	<b>117</b>	<b>77</b>	<b>28</b>	<b>16</b>	<b>6</b>	<b>151</b>	<b>36</b>	<b>19</b>	<b>5</b>	<b>7</b>	<b>0</b>	<b>12</b>					

Source: JJMC EMIS -2080



Table No.10

### Final Exam Pass in 5<sup>th</sup>, 6<sup>th</sup>, 7<sup>th</sup> and 8<sup>th</sup> Semester

		2077/2078						2078/2079						2079/2080						
		5th Sem						5th Semester						5th Semester						
Level	Program	Total	T.Pass	Fem.	EDJ*	Mad*	Dalit*	Total	T.Pass	Fem.	EDJ*	Mad*	Dalit*	Total	T.Pass	Fem.	EDJ*	Mad*	Dalit*	
	B.Ed. ICTE	7	6	1	3	2	0	16	14	2	8	4	0	E.F.N.O.	E.F.N.O.					
<b>Total</b>		<b>7</b>	<b>6</b>	<b>1</b>	<b>3</b>	<b>2</b>	<b>0</b>	<b>16</b>	<b>14</b>	<b>2</b>	<b>8</b>	<b>4</b>	<b>0</b>							
		2077/2078						2078/2079						2079/2080						
		6th Sem						6th Semester						6th Semester						
Level	Program	Total	T.Pass	Fem.	EDJ*	Mad*	Dalit*	Total	T.Pass	Fem.	EDJ*	Mad*	Dalit*	Total	T.Pass	Fem.	EDJ*	Mad*	Dalit*	
	B.Ed. ICTE	4	1	0	4	0	7	6	1	3	3	0	0	16	N.R.P.	N.R.P.				
<b>Total</b>		<b>4</b>	<b>1</b>	<b>0</b>	<b>4</b>	<b>0</b>	<b>7</b>	<b>6</b>	<b>1</b>	<b>3</b>	<b>3</b>	<b>0</b>	<b>0</b>	<b>16</b>						
		2077/2078						2078/2079						2079/2080						
		7th Sem						7th Sem						7th Semester						
Level	Program	Total	T.Pass	Fem.	EDJ*	Mad*	Dalit*	Total	T.Pass	Fem.	EDJ*	Mad*	Dalit*	Total	T.Pass	Fem.	EDJ*	Mad*	Dalit*	
	B.Ed. ICTE	4	4	1	0	4	0	6	5	0	3	2	0	E.F.N.O.	E.F.N.O.					
<b>Total</b>		<b>4</b>	<b>4</b>	<b>1</b>	<b>0</b>	<b>4</b>	<b>0</b>	<b>6</b>	<b>5</b>	<b>0</b>	<b>3</b>	<b>2</b>	<b>0</b>							
		2077/2078						2078/2079						2079/2080						
		8th Sem						8th Sem						8th Sem						
Level	Program	Total	T.Pass	Fem.	EDJ*	Mad*	Dalit*	Total	T.Pass	Fem.	EDJ*	Mad*	Dalit*	Total	T.Pass	Fem.	EDJ*	Mad*	Dalit*	
	B.Ed. ICTE	8	8	3	2	5	0	4	4	1	0	4	0	7	N.R.P	N.R.P				
<b>Total</b>		<b>8</b>	<b>8</b>	<b>3</b>	<b>2</b>	<b>5</b>	<b>0</b>	<b>4</b>	<b>4</b>	<b>1</b>	<b>0</b>	<b>4</b>	<b>0</b>	<b>7</b>						

Source: JJMC EMIS -2080

TOTAL=TOTAL FINAL EXAM APPEAR, T.PASS= TOTAL PASS IN FINAL EXAM., FM. = FEMALE PASS, EDJ = Educational DisAdvantage., Mad= Madeshi , Dalit = Dalit,  
N.R.P.= Not Result Published, E.F.N.O. = Exam Form Not Open,

The above tables present the pass rate of the students in different academic years and levels, program wise. The pass percentage varies from 15% to 50% in nd 2077/2078, 2078/2079, 2079/2080, it varied from 25% to 65%. Likewise, the pass percentage of female students is about 62% among passed students and the percentage of EDJ\* pass rate varies from 35% to 55%. Forms fill-up, exams and results of some batches has been affected and delayed. In aggregate the pass percent is 46%. It is hoped that due to the adoption of more effective innovative educational pedagogy and application of modern teaching method, the pass rate is to increase in upcoming academic year.

# Graduate Trend Analysis of the Last Three Years Program Wise

Table No 11.

## Graduate / Post Graduate Pass out

Level	Program	2077(2020)					2078(2021)					2079(2022)				
		Total	Fem.	EDJ*	Mad*	Dalit*	Total	Fem.	EDJ*	Mad*	Dalit*	Total	Fem.	EDJ*	Mad*	Dalit*
Bachelors	B.A	2	1	1	1	0	4	0	1	1	0	T.B.P.				
	B.B.S	56	36	17	3	2	54	38	6	12	1	T.B.P.				
	B.Ed.	19	15	7	2	0	14	8	2	4	0	T.B.P.				
<b>Total</b>		<b>77</b>	<b>52</b>	<b>25</b>	<b>6</b>	<b>2</b>	<b>72</b>	<b>46</b>	<b>9</b>	<b>17</b>	<b>1</b>	T.B.P.				
Master's	M.Ed.	0	0	0	0	0	0	0	0	0	0	T.B.P.				
	MBS	0	0	0	0	0	0	0	0	0	0	T.B.P.				
<b>Total</b>		<b>0</b>	<b>0</b>	<b>0</b>	<b>0</b>	<b>0</b>	<b>0</b>	<b>0</b>	<b>0</b>	<b>0</b>	<b>0</b>	T.B.P.				
<b>G.Total</b>		<b>77</b>	<b>52</b>	<b>25</b>	<b>6</b>	<b>2</b>	<b>72</b>	<b>46</b>	<b>9</b>	<b>17</b>	<b>1</b>					

T.B.P.= Transcript being Process on T.U.

Source: JJMC EMIS -2080

The table shows the graduate trend of JJMC level wise, program wise and different academic years. Some of the transcripts of the pass out students are still to be received which may increase the number of pass outs. It shows that the graduate rate among female student is 68% and EDJ\* is 47% among the pass out. Despite the positive trend, more effective measures are being adopted for the increment in the rate and to minimize the fluctuation trend. The transcripts of some pass out students are still to be received for official record.

## Programs

Following programs are running in this campus:

### Names of Running programs in JJMC

Faculties	Class	Date of Affiliation	Level	Programme
Education	B. Ed.	2057-08-06	Bachelor's	4 year
Management	B.B.S.	2060-04-20	Bachelor's	4 year
Education	B. Ed (1 year)	2060-05-30	Bachelor's	1 year
Humanities	B.A.	2064-05-19	Bachelor's	4 year
Education	M. Ed.	2065-10-09	Master's Degree	Semester
Education	BICTE	2069-8-28	Bachelor's	4 year /Semesters
Management	M.B.S.	2070-10-14	Master's Degree	Semester

# Educational Pedagogy

---

JJMC has appointed qualified and experienced faculties through the selection procedures. The experienced faculties use interactive instructional techniques that engage students in critical thinking through interviews, discussion, debates, project work, report presentation and internship. The Campus has made provision of using ICT tools for enhancement in teaching learning process through electronic teaching aids and appliances. The faculties prepare integrated unit plans for effective teaching learning activities and follow the same throughout the academic year which is evaluated periodically in review meetings. Before final examination held by the concerned authority at the end of an academic session, the Campus makes the internal evaluation of the students through internal examination, unit tests, assignments, and practical work and class activities. The faculties' performance is evaluated on the basis of their classroom presentation, students' response and results of different examinations.

## Teaching Pedagogy

---

Some of teaching methods adopted and applied can be divided into four types:

- a) Teacher Centered Method
- b) Learner Centered Method
- c) Content Focus Method
- d) Interactive Method

Teachers have also been using other methods like, lecture method, discussion method, case study method, group discussion and ICT assisted teaching learning activities as demand of subject matters and contents. Class tests, exams and assignments are some evaluation methods adopted.

## Co-curricular/ Extra-curricular Activities

---

- Internal Assessment /Project work/ Formative Test
- Field Visit / Educational Tour/ Excursion
- Library with Internet access
- Audio-visual aids
- Computer Labs and ICT tools
- Reference books and Journals
- Extracurricular activities/ Co-curricular activities
- Essay Competition
- Poem Recitation
- Debate

- Eloquution / Oratory
- Quiz Context
- Dance Competition
- Games & Sports

These activities are being conducted periodically and declaring ECA week annually. The best performers are awarded.

## Physical Progress

---

### Infrastructural Development

#### Buildings & Rooms :

In Janajyoti Multiple Campus, there are 4 RCC Blocks: Block 1 for class rooms, Block 2 for Library and Administration, Block 3 for Toilet, Block 4 for Store. The rooms in each building are given below:

Block No.	Ground Floor(1 <sup>st</sup> )	1 <sup>st</sup> Floor ( Room)	2 <sup>nd</sup> Floor ( Room)	Total ( Room)
1	12	12	11	35
2	3	3	-	6
3	1	-	-	1
4	1 Hall for Store			
5	1 Multi-purpose Hall			
6	1 Information and Security section			
7	1 Canteen			

The campus has an eye-catching three-storey building which contains spacious classrooms, subject-committee/ departments, Information Section, Office of the campus chief, faculty room, computer lab, attending room and a guest room. The well-ventilated, adequately furnished classrooms with the fans are good enough to conduct the teaching learning activities. Each classroom contains a white-board and a podium at front. The Campus has a well-equipped computer lab with sufficient number of computers and the internet facilities. The needy students and faculties use the facility of projector, internet and online service as per their need.

At the west side of the main building of campus, there is a three-storeyed building. The ground floor contains campus chief's room, four rooms of Heads of the Departments, and three others for administration and account. The first floor of this building contains RMC and IQAC rooms, Meeting Hall and a tiny chamber for the Head of the Management Committee. The top floor holds the well ventilated, spacious library that contains the books, journals and many other reports and documents. At the south side of it is e-library. The library remains open from 7:00 am to 10:30 am and 11:30 am to 2:30 pm on working days.

## Educational Aids

### i) Educational Equipment ( ICT, Lab Equipment etc) :

Computers	-	87 Pcs
Projectors	-	11 Pcs
e-attendance	-	2 Pcs
Printers and Photocopy Machines	-	10 Pcs

### ii) Books/ Journals /Reference Materials

Books	-	30615
Journals	-	51
Reference Materials	-	137

### iii) Furniture and Accessories:-

Desk-Bench -361Sets		
Chairs	-	262 Pcs
Tables & Tea Tables	-	25 Pcs
Cupboards	-	29Pcs

### iv ) Other Amenities

#### a) Drinking Water:-

In this campus, there is the arrangement of 3 Hiltake Tanks, 4 tube wells, 2 water filters and 2 Euro guards for drinking water. Last year, purified water plant was installed for drinking water.

#### b) Toilet facilities:-

There are 10 toilets in main building; 6 in administrative building; 5 close and urinals in boys' toilet; 5 close and 5 urinals in girls' toilets and one in Information Section .

#### c) Transportation Facilities:-

This Campus is almost linked with Mahendra Highway and there is the facility of road up to the campus gate. It has purchased two college buses for students' conveyance in collaboration with Lalbandi Municipality.

#### d) Library and E-Library:-

There is a large size library in the campus which contains about 30615 books. Different stationeries are closely associated with this campus from which the students as well as teachers have been benefited with additional materials and books. There is e-library with 10 computers for supporting students and teachers' teaching learning and research.



# Financial Progress

## Fee Structure of Different Levels:

### 1. Master's Degree

S.N.	Particulars	Per Semester
1.	Admission Fee	9000
2.	Fee Per Semester	10000/9000
3.	Miscellaneous (According to course) Separate charges will be taken for Exam form, Character, Transfer, Thesis, Practicum etc.	

### 2. Bachelor's Degree

S.N.	Particulars	1 <sup>st</sup> Year	2 <sup>nd</sup> Year	3 <sup>rd</sup> Year	4 <sup>th</sup> Year
1.	Admission Fee( Annual)	11600	9000	9000	9000
2.	Monthly Fee	900/ Monthly	900/ Monthly	900/ Monthly	900/ Monthly
3.	Rs. 30,000 per Semester for B.Ed. ICTE				
4.	Miscellaneous (According to course) Separate charges will be taken for Exam form, Character Certificate, Transfer Certificate, Thesis, Practicum, Project work, Field work , Practical etc.				

Table No. 12

### Analysis of Financial Resources / Income of the Last Three Years

2077/2078		2078/079		2079/080	
Source of Income	Amount in Nrs.	Source of Income	Amount in Nrs.	Source of Income	Amount in Nrs.
Student Revenue /Fees	86,99,229.00	Student Revenue /Fees	18,897,330.00	Student Revenue /Fees	21,755,705.00
UGC Grants- Regular	13,98,275.00	UGC Grants- Regular	1,835,000.00	UGC Grants- Regular	2,650,000.00
UGC Grants- SHEP	85,94,744.40	UGC Grants- HERP	51,820.00	UGC Grants	1,000,000.00
Other Sources :		Other Sources :		Other Sources :	
Bank Interest	282,117.00	Bank Interest	103,078.03	Bank Interest	184,066.05
Donation	8,65,740.00	Donation	21,302.00	Donation	2,306,449.00
Others	51,50,000.00	Others	9,545,523.66	Others	5,345,390.25

Source: JJMC Audit Report -2078/079

### Expenditures Analysis of the Last Three Years

Table No. 13

#### Recurrent Expenses

2077/2078		2078/2079		2079/2080	
Particulars	Amount in Nrs.	Particulars	Amount in Nrs.	Particulars	Amount in Nrs.
Salary	1,13,91,988.00	Salary	19,804,600.00	Salary	18,207,126.00
Teaching Materials	3,01,849.00	Teaching Materials	273,735.00	Teaching Materials	198,977.00
Maintenance	1,92,665.99	Maintenance	115,160.00	Maintenance	150,534.00
Scholarship	4,63,500.00	Scholarship	211,500.00	Scholarship	426,600.00
Student Welfare		Student Welfare	75,000.00	Student Welfare	82,275.00
Others	10,585,643.28	Others	6,976,361.44	Others	8,425,766.00

Source: JJMC Audit Report -2078/079

Table No. 14

### Capital Expenditures

2077/2078		2078/2079		2079/2080	
Particulars	Amount in Nrs.	Particulars	Amount in Nrs.	Particulars	Amount in Nrs.
Land / Construction	8,89,884.00	Land / Construction	992,240.20	Land / Construction	186,990.00
Equipment's	4,97,500.00	Equipment's		Equipment's	111,828.00
Furniture	3,40,300.00	Furniture	1,391,902.32	Furniture	91,789.00
Books	1,16,410.00	Books	639,458.00	Books	833,179.00
Others	20,95,000.00	others		others	1,223,786.00
	55,750.00				

*Source: JJMC Audit Report -2078/079*

The tables above represent the financial conditions of the campus in regard to its income and expenditure on various sectors. There seems some balance and surplus and is being used for institutional welfare. The increment in number of payable students may help in achieving more balance.

### Audit Observations / Issues and Steps Taken to Mitigate the Issues Raised by Audit Observations in the Last Fiscal Year

According to the Campus Statute, an Internal Auditing Committee has been formulated by Academic Assembly to maintain transparency in economic activities. The campus has developed a system of regular auditing from registered auditors through competition publishing notice for auditing. The auditor suggests different measures and steps to mitigate the issue raised and found during auditing the last fiscal year 2079/080.

The campus has developed the mechanism of keeping economic activities in computer. System has been developed to show stock in stores after the purchase of goods for official purposes establishing store and appointing storekeeper. The construction of different physical infrastructure and purchase of official goods, books etc. is made through bidding in local or national level from suppliers and construction forms.

Likewise, tax is being deducted from the faculties (Teachers/Workers) on regular basis and deposited in tax office. The advance taken by the employees for the different purposes is finalized on time. The campus has also made the provision of social auditing from the stakeholders.

# Social Progress

---

## Campus's Involvements in Social Activities

The campus has been involved in various social activities like Environment Awareness Programmes, Blood Donation Program, Eye Checkup Camp etc. It has been also involved in different activities with NGOs and Government, like earthquake mock drill program. The Campus has also been involved in programs against the Domestic Violence and Child Labour in Co-ordination with social organizations, Child Protection Organization and Jagaran Abhiyan. Students are provided career counselling and self-employment orientation in collaboration with Lalbandi Udhog Banijya Sangha. Students are involved in Awareness Program against Drug Abuse and Traffic Awareness Program in support of Area Police Office, Lalbandi. Alumni Association too supports in various students support activities.

## Society's Contributions for Campus

The Society has supported campus in information of CMC. The society members have become the academic members of the campus supporting it financially. They have also accepted the patronship of the campus. They timely visit the campus on different occasions and provide different suggestions and advices for the betterment of the campus. The guardians have also contributed providing fund for "Scholarship Fund" which is provided to the needy and talented students annually.

## Plan for Campus's Contribution to Society

The campus has supported society in various ways. It has shown initiation in various social welfare and awareness activities. It also provides the rooms to the society to organize the programs which support society and members. Different social activities like anchor training, public service classes are also organized for the personality development. The sanitation and cleanliness programs are also run in co-ordination with society. The campus also encourages the students to be responsible to the society. The students have contributed to increase the nation's literacy rate by educating more and more people of their society to send their offspring to the college. Many students of the college are working in different sectors providing service to the community.

## Plan for Increased Involvement of Society in the Campus

The members of society are requested and encouraged for their visit to the campus for their invaluable suggestions. They are invited on the special occasion in the campus like annual day and academic assembly. They are also felicitated and honoured on the occasions. They are also requested to accept the guardianship and patronship and being academic members to support it financially. Their involvement is sought in social auditing of the campus.

# Issues and Challenges

---

## Short Term

- 1) Though spacious library, we lack reference books.
- 2) It is a compulsion to admit the low quality students.
- 3) Difficulties in recruiting learned, competent and experienced human resources.
- 4) Unable to provide computer education to all students.
- 5) Unable to appoint teachers according to ideal teachers-students' ratio.
- 6) Difficulty in making and executing annual academic programme because of irregularities in annual academic programme of TU and some unforeseen circumstances.
- 7) Difficulties in increasing the number of students due to the remarkable increase in the number of bachelor level campuses in its catchments area.
- 8) Challenge in commencing Market demand courses, like BBA, LLB, BSc, BSc CSIT.
- 9) Financial limitation to setup equipped research lab, research activities and journal publication.
- 10) In sufficient computers audio visual aids and international linkage for E-library modernization.
- 11) Limitation in providing financial support and scholarship for all needy students.

## Long Term

- 1) Insufficient and permanent source of income for making and developing required well equipped modern infrastructure and affording for operational expenditure.
- 2) Unable to invest in trainings, meetings, workshops and seminars for professional development of teachers and office assistants.
- 3) Unable to construct hostels and staff quarter.
- 4) Difficulty in starting and ending academic programmes on scheduled time because of irregularities and frequent changes in the academic policy, rules and regulations and programmes of T U.
- 5) Difficulties in recruiting qualified, competent, and experienced human resources due to their unwillingness to make their career in Public Campus.
- 6) Challenges in managing financial assistance for higher studies, field visit and independent research.
- 7) Infrastructural limitations lacking enough budget for development.

## **Mitigation Measures Taken to Address the Issues and Meet the Challenges**

- a. System of Entrance exam to increase the enrollment of better student.
- b. Adopted scholarship policy in order to increase the number of students.
- c. Good rapport and relationship among the management committee, teachers, administrative staffs and students.
- d. Adopted the policy of increasing the number of patron members.
- e. Running internal exams twice a year to measure the effect of teaching -learning activities.
- f. Holding the staff meetings in order to develop the quality of education on the last day of every month.
- g. Teachers and Staff are sent for seminar, workshop and training.

## **Plan for Addressing the Issues and Challenges**

- a. Fundraising activities are planned through encouragement of society members to be academic members and patron of the campus.
- b. For hostel, staff quarter and infrastructure efforts have been taken to acquire the land area of 20 bigha.
- c. Proposals are forwarded for hostel buildings and conveyance to Indian Embassy through Lions Club Lalbandi and Lalbandi Municipality.
- d. Programs of observation tours and higher education for teachers and staff have been purposed and planned.
- e. Project of construction of the stall in the land located in the north and east of the campus has been initiated.
- f. Plan to introduce technical subjects according to the need of society and time.
- g. Introducing new programs on the community and market based need.



# Projected Budget F.Y. 2080/081



## आ.व. २०८०/२०८१ को अनुमानित आय-व्यय विवरण

आय		व्यय		
१	विद्यार्थी शुल्क आम्दानी	१	तलव	२२,१३०,०००।००
	क) भर्ना तथा मासिक	२	भत्ता	४२५,०००।००
	ख) परीक्षा शुल्क	३	दैनिक भ्रमण भत्ता	२५५,०००।००
	ग) पुस्तकालय धरौटी	४	पुस्तक खरिद	१,७००,०००।००
	घ) चारित्रिक प्रमाणपत्र		परीक्षा खर्च	
	ङ) स्ववियु		क) रजिष्ट्रेशन खर्च	३५०,०००।००
२	सङ्कलित पुँजी कोष		ख) प्रयोगात्मक परीक्षा	६५०,०००।००
	क) लालबन्दी नगरपालीका	५	ग) अभ्यास शिक्षण	२४०,०००।००
	ख) चन्दा सहयोग		घ) आन्तरिक परीक्षा	२७५,०००।००
	ग) UGC (Regular, E.Performance)		ङ) परीक्षा केन्द्र	१,५००,०००।००
३	बैंक व्याज		च) परीक्षा फारम खर्च	१,५००,०००।००
४	लालबन्दी न.पा. वडा कार्यालयहरूबाट		छ) त्रि.वि. सेवा शुल्क तथा नविकरण	६००,०००।००
५	विविध	६	क्याम्पस बस विमा, नवीकरण, सर्भिस तथा मर्मत र चालक खर्च	१,७००,०००।००
६	+2 अनुदान	७	निर्माण तथा अन्य भौतिक पूर्वाधार विकास मास्टर प्लान अनुसार	२१,५००,०००।००
		८	फनिचर तथा अन्य सम्पति	१००,०००।००
		९	टेलिफोन र इन्टरनेट	३००,०००।००
		१०	बिजुली र अन्य	२००,०००।००
		११	मसलन्द र छपाई	४२५,०००।००
		१२	विज्ञापन तथा सूचना प्रचार प्रसार	२७५,०००।००
		१३	अतिरिक्त क्रियाकलाप	३५०,०००।००
		१४	उच्च शिक्षा पूर्वाधार आ.ई.टी. सामग्री	५००,०००।००
		१५	छत्रवृत्ति र पुरस्कार	५५०,०००।००
		१६	कार्यालय सामग्री	१७५,०००।००
		१७	EMIS	७५०,०००।००
		१८	शोध अनुसन्धान /RMC/जर्नल प्रकाशन	१,१३६,५५०।००
		१९	लेखापरीक्षण	६०,०००।००
		२०	अतिथि सत्कार	२५०,०००।००
		२१	पुस्तकालय धरौटी फिर्ता	२७५,०००।००
		२२	इन्धन	१,५७५,०००।००
		२३	स्ववियु खर्च	७५,०००।००
		२४	वार्षिकोत्सव, प्राज्ञिक सभा र चाडवाड तथा उत्सव	१५०,०००।००
		२५	सरसफाई तथा बगैचा व्यवस्थापन	१५०,०००।००
		२६	मर्मत सम्भार	३००,०००।००
		२७	UGC Programs	९५०,०००।००
		२८	अल्पकालिन शैक्षिक भ्रमण, Extension and Outreach Activities	२५०,०००।००
		२९	वार्षिक प्रतिवेदन तथा शैक्षिक क्यालेन्डर र दर्पण	४७५,०००।००
		३०	सूचना तथा प्रविधि कार्यागाला गोष्ठी	१७५,०००।००
		३१	प्रथमिक उपचार सामग्री तथा सेवा	१५०,०००।००
		३२	विद्यार्थी आ.डी कार्ड, कार्टेज र टाई	२५०,०००।००
		३३	विविध	१५०,०००।००
	जम्मा	६२,८२१,५५०।००	जम्मा	६२,८२१,५५०।००

# rojected Annual Work Plan (as per the Strategic Plan)

## Annual Work Plan

S.N.	Programme	Target	Reconiliability	Time-period	Achievement	Measurement Index
1	Students enrollment and increase in pass percentage.	Increment by 30% annually.	Administration, PIC, Faculties, SQC, FSU.	According to schedule of T.U., Academic calendar and annual schedule.	Increment in the percentage of total enrollment and pass rate.	Percentage of Enrolled and Result.
2	Examinations and Evaluation	Pre-test; Evaluation of teaching-learning activities.	Exam committee, campus chief and Faculties, IQAC.	Time for exam	Feedback for teachers and students	Operational Calendar, Academic Calendar.
3	Construction, implementation, conservation and purchase of techno-friendly instructional materials	Effective teaching learning.	Teacher, instructor, Faculties, Account Section, campus chief and concerned authority	Academic period	Achievement of instructional Activities, Use of aids in teaching, quality in teaching learning.	Operational Calendar, Academic Calendar, Annual teaching plan.
4	Physical construction programs	Development of infrastructures.	Construction and Consumer committee, Grant providing agencies, UGC, CMC.	Continuous	Build a modern educational infrastructures according to Master Plan.	Master plan, Annual Budget, Strategic Plan.
5	Awareness programs on contemporary issues	Increment in the positive attitude towards education and strengthening campus community relation	ECA, SQC, FSU, First Aid Unit.	Before the beginning of academic session and while running programs.	Development of conscious society.	Social responsibility, Health protocols.
6	Conduction of extracurricular activities, Scholarship and Award.	Inclusive participation and encouragement in students.	ECA, Scholarship Committee, Scholarship providing agencies, CMC.	During Academic session.	Expansion of competitive attitude and accessibility in education	Percentage of progress and student responses, Result, Annual plan, Academic Calendar.
7	Excursion/ Educational tour/ Field visit	Widen students' knowledge and skills	Subject teachers, Faculties, Campus chief, CMC.	Ashwin/Kartik	Increment achievement of learning	Feedback, Report and discussion; Operational Calendar
8	Skill-oriented programme	To provide the behavioral and contemporary education	Campus chief, CMC and the coach/trainer.	Continuous	Knowledge, Skill and Ability broadening.	Percentage of Employment and Application in teaching learning.
9	Policy Reform and Over all Evaluation	To amend the policy and evaluate the overall activities.	IQAC, CMC, Campus Chief, Advisory Committee.	Every year	Internal Quality Assurance.	Academic audit, O&M survey, Tracer analysis.
10	Faculty Development Plan	To strengthen the teaching staff in their performance through training, workshop and higher studies.	CMC, Campus Chief, Head of Department, RMC.	Periodically	Skill enhancement, Professionalism, career development and commitment.	Faculty development plan, RMC plan, Employee Act, Performance appraisal.
11	Research	To engage in research and to establish research culture.	RMC, IQAC, Campus Chief, Faculties.	Continuous and Periodic.	Article writing and Journal publication.	RMC Plan, Journal Publication and article Publication.

## Determinations of financial goals

S.N.	Programme	2079	2080	2081	2082	2083	Total
<b>1</b>	<b>Physical construction and Improvement</b>						
1.1	Academic cam Commercial Building	12,500,000.00	25,000,000.00	20,000,000.00	20,000,000.00	25,000,000.00	102,500,000.00
1.2	Construction of Stalls for rent	1,000,000.00	1,500,000.00			1,500,000.00	4,000,000.00
1.3	Exam hall at top floor of Block A			2,500,000.00	7,500,000.00		10,000,000.00
1.4	Attractive Energy Installation		250,000.00	250,000.00		250,000.00	750,000.00
1.5	Bus, Bikes and Cycles	50,000.00	500,000.00		4,500,000.00	500000	10,050,000.00
1.6	Science and Laboratory blocks		1,000,000.00	1,500,000.00	2,000,000.00	2,500,000.00	7,000,000.00
1.7	Smart Class Rooms		500,000.00	500,000.00	1,000,000.00	500,000.00	2,500,000.00
1.8	Research Building	1,000,000.00	2,000,000.00	2,000,000.00	4,000,000.00	2,500,000.00	11,500,000.00
1.9	Marbles and Tiles for Stairs and Corridor		1,000,000.00	1,000,000.00		1,500,000.00	3,500,000.00
1.10	Girls Hostel and Staff Quarter	2,000,000.00	3,000,000.00	20,000,000.00	30,000,000.00	15,000,000.00	70,000,000.00
1.11	Modern Playground Management	250,000.00	250,000.00	1,500,000.00	1,500,000.00	500,000.00	4,000,000.00
1.12	Compound Wall and Sewerage System Drainage	250,000.00	500,000.00	1,500,000.00	1,500,000.00	1,500,000.00	5,250,000.00
1.13	Maintenance Gardening	150,000.00	100,000.00	250,000.00	250,000.00	250,000.00	1,000,000.00
1.14	Installation Borrowing Water take and Fire Fighting	150,000.00	150,000.00	250,000.00	250,000.00	250,000.00	1,050,000.00
1.15	Audio Rooms and	50,000.00	250,000.00	250,000.00	200,000.00	200,000.00	950,000.00
1.16	Washrooms for Meeting Hall	250,000.00	250,000.00		150,000.00	200,000.00	850,000.00
1.17	Teen and Shade extension		250,000.00		250,000.00	250,000.00	750,000.00
	<b>Total</b>	<b>17,650,000.00</b>	<b>36,500,000.00</b>	<b>51,500,000.00</b>	<b>73,100,000.00</b>	<b>56,900,000.00</b>	<b>235,650,000.00</b>
<b>2</b>	<b>Furniture Items</b>						
2.1	Chairs	150,000.00	100,000.00		50,000.00	200,000.00	500,000.00
2.2	Tables	100,000.00	150,000.00	50,000.00	50,000.00	150,000.00	500,000.00
2.3	Desks-benches	150,000.00	200,000.00	150,000.00	200,000.00	250,000.00	950,000.00
2.4	Sofa sets		150,000.00	150,000.00		150,000.00	450,000.00
2.5	Almirahs		150,000.00		150,000.00	200,000.00	500,000.00
2.6	Whiteboards	50,000.00	150,000.00		150,000.00		350,000.00
2.7	Bookracks	25,000.00	25,000.00	50,000.00	50,000.00	50,000.00	200,000.00
	<b>Total</b>	<b>475,000.00</b>	<b>925,000.00</b>	<b>400,000.00</b>	<b>650,000.00</b>	<b>1,000,000.00</b>	<b>3,450,000.00</b>
<b>3</b>	<b>Instruments and Tools</b>						
3.1	Generator Maintenance	25,000.00	25,000.00	25,000.00	850,000.00	75,000.00	1,000,000.00
3.2	External Storage Device	20,000.00	10,000.00	10,000.00	25,000.00	25,000.00	90,000.00
3.3	Desktop Computers	200,000.00	1,000,000.00	1,000,000.00	1,000,000.00	750,000.00	3,950,000.00

S.N.	Programme	2079	2080	2081	2082	2083	Total
3.4	Laptop Computer	200,000.00	300,000.00	500,000.00	500,000.00	200,000.00	1,700,000.00
3.5	Cisco Router	25,000.00		500,000.00	25,000.00	25,000.00	575,000.00
3.6	Projectors	250,000.00		350,000.00		450,000.00	1,050,000.00
3.7	Digital Logic Board	150,000.00			250,000.00	200,000.00	600,000.00
3.8	Intercom and Telephone	50,000.00	150,000.00		200,000.00		400,000.00
3.09	Printers and Photocopiers	100,000.00	50,000.00	200,000.00	50,000.00		400,000.00
3.10	Fax Machine	50,000.00			50,000.00		100,000.00
3.11	White Board replacement	50,000.00		100,000.00		100,000.00	250,000.00
3.12	Website and Software Purchase and Updating	100,000.00		1,000,000.00		1,000,000.00	2,100,000.00
3.13	Smart Boards	200,000.00		300,000.00		200,000.00	700,000.00
3.14	Wi-Fi Router Installation	50,000.00			50,000.00		100,000.00
3.15	EMIS and cells Interlink	50,000.00		50,000.00		50,000.00	150,000.00
	<b>Total</b>	<b>1,520,000.00</b>	<b>1,535,000.00</b>	<b>4,035,000.00</b>	<b>3,000,000.00</b>	<b>3,075,000.00</b>	<b>13,165,000.00</b>
<b>4</b>	<b>Text Books and Academic Facilities</b>						
4.1	Text Books, Reference Books and instructional materials	50,000.00	500,000.00	500,000.00	750,000.00	1,000,000.00	3,500,000.00
4.2	Journals, Magazines and Newspapers Subscription	100,000.00	50,000.00	0,000.00	50,000.00	200,000.00	550,000.00
4.3	E-Library Membership and Renewal	25,000.00	50,000.00	100,000.00	150,000.00	150,000.00	475,000.00
	<b>Total</b>	<b>875,000.00</b>	<b>600,000.00</b>	<b>750,000.00</b>	<b>950,000.00</b>	<b>1,350,000.00</b>	<b>4,525,000.00</b>
<b>5</b>	<b>Education Development and Research</b>						
5.1	Teacher and Assistants Training	250,000.00	500,000.00	750,000.00	500,000.00	500,000.00	2,500,000.00
5.2	Recruitment of Human Resources	100,000.00		150,000.00		200,000.00	450,000.00
5.3	Further study programs	250,000.00	500,000.00	800,000.00	1,200,000.00	1,200,000.00	3,950,000.00
5.4	Orientation, Workshop and Seminars	250,000.00	500,000.00	500,000.00	500,000.00	500,000.00	2,250,000.00
5.5	Field Visit, Excursion and Guest Lecture	250,000.00	250,000.00	500,000.00	500,000.00	500,000.00	2,000,000.00
5.6	Remedial Class and Crash Courses	50,000.00	100,000.00	150,000.00	150,000.00	200,000.00	650,000.00
5.7	Skill Development Programs	100,000.00	150,000.00	150,000.00	200,000.00	200,000.00	800,000.00
5.8	Internal Exams	200,000.00	250,000.00	300,000.00	350,000.00	400,000.00	1,500,000.00
5.9	Research and Publication	750,000.00	1,000,000.00	1,250,000.00	1,500,000.00	1,500,000.00	6,000,000.00
5.10	Annual Calendar	150,000.00	200,000.00	250,000.00	300,000.00	450,000.00	1,350,000.00
5.11	Academic Calendar	50,000.00	50,000.00	50,000.00	100,000.00	100,000.00	350,000.00
5.12	Analysis of Results, Annual report, Prospectus and Darpan	250,000.00	450,000.00	250,000.00	250,000.00	500,000.00	1,700,000.00
5.13	Advertisement	150,000.00	200,000.00	250,000.00	300,000.00	350,000.00	1,250,000.00



S.N.	Programme	2079	2080	2081	2082	2083	Total
5.14	English language, Computer and Accounting Training	150,000.00	200,000.00	250,000.00	300,000.00	350,000.00	1,250,000.00
5.15	Self-Sustaining Courses/ Programs	200,000.00	250,000.00	300,000.00	350,000.00	400,000.00	1,500,000.00
	<b>Total</b>	<b>3,150,000.00</b>	<b>4,600,000.00</b>	<b>5,900,000.00</b>	<b>6,500,000.00</b>	<b>7,350,000.00</b>	<b>27,500,000.00</b>
<b>6</b>	<b>Extra-Curricular and Extension Activities</b>						
6.1	Extension Programs	150,000.00	150,000.00	200,000.00	200,000.00	250,000.00	950,000.00
6.2	Extra-Curricular Activities	350,000.00	450,000.00	500,000.00	600,000.00	650,000.00	2,550,000.00
6.3	Awareness Raising Programs	200,000.00	250,000.00	250,000.00	200,000.00	250,000.00	1,150,000.00
6.4	Games and Sports materials	25,000.00	50,000.00	75,000.00	75,000.00	75,000.00	300,000.00
6.5	Medical Equipments and Medicines	25,000.00	50,000.00	50,000.00	50,000.00	50,000.00	225,000.00
6.6	Materials for Cultural Programme	25,000.00	25,000.00	50,000.00	25,000.00	25,000.00	150,000.00
6.7	Scholarship, Awards and Felicitation	500,000.00	500,000.00	500,000.00	750,000.00	750,000.00	3,000,000.00
6.8	Women Empowerment Programs	250,000.00	250,000.00	300,000.00	250,000.00	350,000.00	1,400,000.00
	<b>Total</b>	<b>1,425,000.00</b>	<b>1,575,000.00</b>	<b>1,825,000.00</b>	<b>2,100,000.00</b>	<b>2,300,000.00</b>	<b>7,839,000.00</b>
<b>7</b>	<b>Further Programs</b>						-
7.1	Revision of Strategic Plan	150,000.00				250,000.00	400,000.00
7.2	Human Resource Development Plan	200,000.00				300,000.00	500,000.00
7.3	Continuation of QAA Program	250,000.00	250,000.00	250,000.00	300,000.00	500,000.00	1,550,000.00
7.4	Extension of New Programs	250,000.00	250,000.00		250,000.00	500,000.00	1,250,000.00
7.5	Revision and Amendment of Major Document	150,000.00	100,000.00	250,000.00		350,000.00	850,000.00
	<b>Total</b>	<b>1,000,000.00</b>	<b>600,000.00</b>	<b>500,000.00</b>	<b>550,000.00</b>	<b>1,900,000.00</b>	<b>4,550,000.00</b>
<b>8</b>	<b>Others Programs</b>						-
8.1	Campus Assembly and Formation of Management Committee	100,000.00	250,000.00	100,000.00	100,000.00	400,000.00	950,000.00
8.2	Interaction Programs	100,000.00	100,000.00	150,000.00	150,000.00	250,000.00	750,000.00
8.3	CMC and Staff Tours	500,000.00	500,000.00	500,000.00	750,000.00	750,000.00	3,000,000.00
8.4	Academic Audit and Originations and Management Survey	100,000.00	100,000.00	150,000.00	150,000.00	150,000.00	650,000.00
8.5	Annual Auditing	50,000.00	75,000.00	75,000.00	100,000.00	100,000.00	400,000.00
8.6	Tracer Study	150,000.00	150,000.00	200,000.00	200,000.00	250,000.00	950,000.00
8.7	Miscellaneous	1,000,000.00	1,250,000.00	1,250,000.00	1,500,000.00	1,500,000.00	6,500,000.00
	<b>Total</b>	<b>2,350,000.00</b>	<b>2,925,000.00</b>	<b>2,975,000.00</b>	<b>3,400,000.00</b>	<b>4,000,000.00</b>	<b>15,650,000.00</b>



**JANAJYOTI MULTIPLE CAMPUS**  
Lalbandi Sarlahi  
**Income & Expenditure F.Y. 2079/2080**

जनज्योति बहुमुखी क्याम्पस  
लालबन्दी, सर्लाही  
आय-व्यय विवरण  
श्रावण १, २०७९ देखि आषाढ ३१, २०८० सम्मको

विवरण	अनुसुचि	यस आ.व.को (रु)	गत आ.व.को (रु)
<b>आय</b>			
विद्यार्थी शुल्क आम्दानी	९	२१,७५५,७०५.००	१८,८९७,३३०.००
अन्य आम्दानी	१०	९,१७९,४५६.३०	८,६७५,८१०.०३
<b>कुल आम्दानी</b>		<b>३०,९३५,१६१.३०</b>	<b>२७,५७३,१४०.०३</b>
<b>व्यय</b>			
शिक्षक तथा कर्मचारी खर्च	११	१८,५२१,०२६.००	२०,१६०,३५०.००
प्रशासनिक खर्च	१२	९,४४०,२५२.००	७,२९६,००६.४४
<b>कुल खर्च</b>		<b>२७,९६१,२७८.००</b>	<b>२७,४५६,३५६.४४</b>
<b>ह्रास खर्च अधिको नाफा/(नोक्सान)</b>		<b>२,९७३,८८३.३०</b>	<b>११६,७८३.५९</b>
ह्रास खर्च	६	४,१३४,५२२.८६	४,५१९,२७१.७९
<b>यस आ.व को नाफा/(नोक्सान)</b>		<b>(१,१६०,६३९.५६)</b>	<b>(४,४०२,४८८.२०)</b>

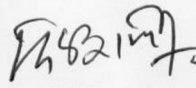
प्रमुख लेखनीति तथा टिप्पणी


१३

आजको मितिमा संलग्न प्रतिवेदन अनुसार

  
लेखा प्रमुख

  
संयोजक  
लेखा समिति

  
अध्यक्ष  
व्यवस्थापन समिति

  
क्याम्पस प्रमुख

  
लेखापरिक्षक  
सि.ए. अभित पौडेल



# JANAJYOTI MULTIPLE CAMPUS

Lalbandi Sarlahi

## Balance Sheet F.Y. 2079/2080

जनज्योति बहुमुखी क्याम्पस  
लालबन्दी, सर्लाही  
बासलात  
आषाढ ३१, २०८० को


विवरण	अनुसूचि	यस आ.व.को (रु)	गत आ.व.को (रु)
<b>कोष तथा दायित्व</b>			
पुंजीगत कोष	१	२६,३४८,७०४.७०	२७,५०९,३४४.२६
अक्षयकोष	२	१,२७०,५००.००	१,२७०,५००.००
अन्य विविध कोष	३	१,५१५,१९३.६३	१,५१५,१९३.६३
अनुदान हिसाब	४	२९,४७०,३४७.५५	२६,१६३,८९८.५५
चालु दायित्व	५	४,५८३,०८३.९१	४,५०९,२०८.९६
<b>जम्मा</b>		<b>६३,१८७,८२९.७९</b>	<b>६०,९६८,१४४.६०</b>
<b>सम्पति तथा जायजेथा</b>			
स्थिर सम्पति	६	५४,५४४,७९७.२३	५७,४५५,५३४.०९
नगद तथा बैंक मौज्जात	७	६,४५८,९०८.५६	२,७५५,६१०.१९
चालु सम्पति	८	२,१८४,१२४.००	७५७,०००.३२
<b>जम्मा</b>		<b>६३,१८७,८२९.७९</b>	<b>६०,९६८,१४४.६०</b>


प्रमुख लेखानीति तथा टिप्पणी


१३

आजको मितिमा संलग्न प्रतिवेदन अनुसार


  
लेखा प्रमुख

  
संयोजक  
लेखा समिति

  
अध्यक्ष  
व्यवस्थापन समिति

  
क्याम्पस प्रमुख



  
लेखापरिक्षक  
सि.ए. अभित पौडेल

# JANAJYOTI MULTIPLE CAMPUS

Lalbandi Sarlahi

## Name list of Campus Management Committee (CMC)

1. Dipak Adhikari (Chairperson)
2. Kamal Prasad Poudel (Vice-Chairperson)
3. Saroj Babu Neupane (Member)
4. Pabitra Ghumire (Member)
5. Yograj Devkota (Member)
6. Ramnarayan Chaudhary (Member)
7. Keshab Prasad Dhungana (Member)
8. Krishna Gautam (Member)
9. Panchalal Syngbo (Member)
10. Ramshankar Paswan (Member)
11. Ganga Prasad Chaulagain (Member)
12. Narayan Adhikari (Member)
13. Dipendra Kumar Balampaki (Member)
14. Manoj Kumar Chaudhary (Member)
15. Abhimanu Chaudhary (Member)
16. Balaram Pokharel (Member)
17. Bhuwan Kafle (Member)
18. SQC Representative (Member)
19. Umesh Timalisina (Member-Secretary)

# JANAJYOTI MULTIPLE CAMPUS

Lalbandi Sarlahi

## STAFF DETAILS

### Teaching Staff Details:

S.N.	Name	Designation	Qualification	Type of Service	Faculty/Section
1	UMESH TIMALSINA	CAMPUS CHIEF	M.A, B.Ed.	PERMANENT	HUMANITIES/ EDU.
2	DHARMENDRA ADHIKARI	ASST. CAMPUS CHIEF	M.A., B.Ed.	PERMANENT	MANAGEMENT
3	BAIKUNTHA PRASAD PAUDEL	ASSOCIATE PROFESSOR	M.A., B.Ed.	PERMANENT	HUMANITIES, EDU.
4	BIRENDRA CHAUDHARY	ASSOCIATE PROFESSOR	M.B.S., B.Ed.	PERMANENT	MANAGEMENT
5	BHUWAN KAPHLE	ASSISTANT PROFESSOR	M.Ed.	PERMANENT	EDUCATION
6	BABURAM DAHAL	ASSISTANT PROFESSOR	M.A., B.Ed.	PERMANENT	EDUCATION, MGT.
7	BASANTA PAUDEL	ASSISTANT PROFESSOR	M.B.S., B.Ed.	PERMANENT	MANAGEMENT
8	SHIVA HARI NEPAL	ASSISTANT PROFESSOR	M.Ed. ICTE	PERMANENT	BICTE
9	SHAMBHU MAHATO	ASSISTANT PROFESSOR	MCA	PERMANENT	BICTE
10	RAMESH PRASAD BHATTARAI	ASSISTANT PROFESSOR	M.Phil.	PERMANENT	EDUCATION
11	SHIV RAJ PAUDEL	ASSISTANT PROFESSOR	M.Ed., MA	PERMANENT	EDUCATION
12	NARAD BAHADUR DHAMI	ASSISTANT PROFESSOR	MBS	PERMANENT	MANAGEMENT
13	NAWAL KISHOR SAH	ASSISTANT PROFESSOR	MCA	PERMANENT	BICTE
14	DEVRAJ PAUDEL	ASSISTANT PROFESSOR	M.B.A., M.Ed.	PART TIME	MANAGEMENT
15	ANJU DHAKAL	ASSISTANT PROFESSOR	M.A., M.Ed.	PART TIME	HUMANITIES, EDU.
16	SUNIL KUMAR CHAUDHARY	ASSISTANT PROFESSOR	M.A.	PART TIME	EDUCATION
17	DHARMARAJ GHIMIRE	ASSISTANT PROFESSOR	M.Ed.	PART TIME	EDUCATION
18	SUMAN PRASAD GHIMIRE	ASSISTANT PROFESSOR	M.Ed.	PART TIME	EDUCATION
19	THAKUR PRASAD GHIMIRE	ASSISTANT PROFESSOR	M.Ed.	PART TIME	EDUCATION
20	SHANKAR BHATTARAI	ASSISTANT PROFESSOR	M.Ed.	PART TIME	BICTE
21	YASODA KHATIWADA	ASSISTANT PROFESSOR	M.Ed.	PART TIME	EDUCATION
22	RAJESH KUMAR NEUPANE	ASSISTANT PROFESSOR	MBA	PART TIME	MANAGEMENT
23	NABARAJ NEUPANE	ASSISTANT PROFESSOR	M.Ed.	PART TIME	EDUCATION
24	DHANANJAY PAUDEL	ASSISTANT PROFESSOR	MBS, M.Ed.	PART TIME	MANAGEMENT

### Non Teaching Staff Details:

1	SUSHANT GHIMIRE	CHIEF ACCOUNTANT	M.A.,B.B.S.	PERMANENT	ACCOUNT SECTION
2	PUNYA BAHADUR RAUT	CHIEF LIBRARIAN	SLC	PERMANENT	LIBRARY SECTION
3	GANESH BAHADUR KARKI	CHIEF ADMINISTRATION	M.B.S. , B.Ed.	PERMANENT	ADMIN. SECTION
4	AMRIT BAHADUR MAGAR	ASSISTANT ACCT.	B.Ed., (+2) MGT	PERMANENT	ACCOUNT SECTION
5	KRISHNA KUMAR KARKI	ASSISTANT TECH..	B.Ed. ICT	FULL TIME	TECHNICAL SECTION
6	HARI PRASAD CHAULAGIN	OFFICE ASSISTANT	Literate	PERMANENT	ADMIN. SECTION
7	TUL BAHADUR KHAPANGI	OFFICE ASSISTANT	Literate	PERMANENT	ADMIN. SECTION
8	RADHIKA BASTOLA	OFFICE ASSISTANT	SLC	FULL TIME	ADMIN. SECTION
9	MENUKA ACHARYA	OFFICE ASSISTANT	Literate	FULL TIME	ADMIN. SECTION
10	SANTOSH KAFLE	ASSISTANT- GUARD	SLC	FULL TIME	SECURITY SECTION
11	BUDDHA BAHADUR MALLA	ASSISTANT- DRIVER	Literate	FULL TIME	DRIVING SECTION
12	SUNDAR BAHADUR MALLA	ASSISTANT- DRIVER	Literate	FULL TIME	DRIVING SECTION
13	TAPESHWOR MALI	ASSISTANT- CLEANER	Literate	FULL TIME	CLEANING SECTION

# JANAJYOTI MULTIPLE CAMPUS

Lalbandi Sarlahi

## LIST OF FREE STUDENTS' UNION MEMBERS

1.	Avimanu Chaudhary	-	President/Chairperson
2.	Tej Bikram Thapa	-	Vice President
3.	Anita Kumari Budhathoki	-	Secretary
4.	Nitesh Kumar Panta	-	Under Secretary
5.	Aloj Khadka	-	Treasurer
6.	Bibek Kumar Das (Baniya)	-	Member
7.	Anish Khadka	-	Member
8.	Nirmal Adhikari (Safal)	-	Member
9.	Anshu Pokharel	-	Member
10.	Rohit Kumar Karki	-	Member
11.	Prajwal Majhi	-	Member
12.	Irsad Mikrani	-	Member
13.	Aman Adhikari	-	Member
14.	Sajina Waiba	-	Member
15.	Mohan Pakhrin Lama	-	Member





# Janajyoti Multiple Campus

Lalbandi, Sarlahi

Ph: + 977-046-501550/501436, 9854043333

e-mail: [jmc.lalbandi@gmail.com](mailto:jmc.lalbandi@gmail.com)

website: [www.jjmc.edu.np](http://www.jjmc.edu.np)